

Institutional Characteristics for less-than-2-year academic year tuition reporters

Overview

Institutional Characteristics Overview

Welcome to the Institutional Characteristics (IC) component. This component collects important information about your institution's mission, student services, and student charges.

Much of the data reported on IC appear on College Navigator, which is updated once after IC data has been finally reviewed. Thus, errors may stay on College Navigator for a full year.

Additionally, the cost of attendance data are used to calculate the net price of attendance in the Student Financial Aid component. This has important implications for what students see about your institution, and also for the College Affordability and Transparency Center's lists. **Revisions or changes to costs can ONLY be made in the Student Financial Aid component and not in the prior year revision system.**

Remember, it is the responsibility of the keyholder to submit accurate data about the institution. Please contact the IPEDS Help Desk for clarifications to make sure that you are reporting correctly.

Changes to This Year's IC Component:

- All of the Part B Admissions questions have been moved to the new Admissions (ADM) component. A screening question on IC-Header will determine if your institution is required to complete ADM in the Winter Collection.
- Estimated enrollment numbers were part of the admissions questions in IC, but was not moved to the new ADM component. Starting this year, IPEDS will no longer collect estimated enrollment numbers.
- A new question on the services and programs for military servicemembers and veterans has been added and placed in Part B of IC, which used to have the admissions questions.

Common Errors

Quality control reviews of past IC data indicate frequently made errors. Please review the common errors below to ensure accurate reporting. Additional common errors or tips can be found in the New Keyholder Handbook under Resources.

- Question 2 should only be marked 'YES' if your institution is **EXCLUSIVELY** distance education. Do not mark 'YES' if your courses/programs are also available in person.
- Do not try to outsmart fatal errors; this is falsifying data. Contact the Help Desk to override, or fix, the data.
- Make sure you understand ALL definitions before responding to questions. For example, make sure that you are reporting for an 'ACADEMIC YEAR' or 'PROGRAM' as defined by IPEDS.

To download the survey materials for this component: [Survey Materials](#)

To access your prior year data submission for this component: [Reported Data](#)

Part A - Mission Statement and Distance Education

1. Provide the institution's mission statement *or* a web address (URL) where the mission statement can be found. Typed statements are limited to 2,000 characters or less. The mission statement will be available to the public on College Navigator.

Mission Statement URL:

Please begin URL with "http://" or "https://"

Mission Statement

? 2. Are all the programs at your institution offered exclusively via distance education?

☐

Yes

☐

No

Part B - Services and Programs for Servicemembers and Veterans

1. Which of the following are available to veterans, military servicemembers, or their families?

<input type="checkbox"/>	<u>Yellow Ribbon Program</u> (officially known as Post-9/11 GI Bill, Yellow Ribbon Program)
<input type="checkbox"/>	<u>Credit for military training</u>
<input type="checkbox"/>	Dedicated point of contact for support services for veterans, military servicemembers, and their families
<input type="checkbox"/>	Recognized student veteran organization
<input type="checkbox"/>	Member of <u>Servicemembers Opportunity Colleges</u>
<input type="checkbox"/>	None of the above



You may use the space below to provide context for the data you've reported above. These context notes will be posted on the College Navigator website, and should be written to be understood by students and parents.

--

Part C - Student Services - Special Learning Opportunities

1. Does your institution accept any of the following? [Check all that apply]

<input type="checkbox"/>	<u>Dual credit</u> (college credit earned while in high school)
<input type="checkbox"/>	<u>Credit for life experiences</u>
<input type="checkbox"/>	<u>Advanced placement (AP) credits</u>
<input type="checkbox"/>	None of the above

2. What types of special learning opportunities are offered by your institution? [Check all that apply]

<input type="checkbox"/>	ROTC		
<input type="checkbox"/>	<input type="checkbox"/> Army	<input type="checkbox"/> Navy	<input type="checkbox"/> Air Force
<input type="checkbox"/>	<u>Study abroad</u>		
<input type="checkbox"/>	<u>Weekend/evening college</u>		
<input type="checkbox"/>	<u>Teacher certification</u> (for the elementary, middle school/junior high, or secondary level)		
	Do not include certifications to teach at the postsecondary level.		
<input type="checkbox"/>	Students can complete their preparation in certain areas of specialization		
<input type="checkbox"/>	Students must complete their preparation at another institution for certain areas of specialization		
<input type="checkbox"/>	This institution is approved by the state for the initial certification or licensure of teachers		
<input type="checkbox"/>	None of the above		

Part C - Student Services - Distance Opportunities

4. Which of the following selected student services are offered by your institution? [Check all that apply]

- | | |
|--------------------------|--|
| <input type="checkbox"/> | Remedial services |
| <input type="checkbox"/> | Academic/career <u>counseling services</u> |
| <input type="checkbox"/> | Employment services for current students |
| <input type="checkbox"/> | Placement services for program completers |
| <input type="checkbox"/> | On-campus <u>day care</u> for children of students |
| <input type="checkbox"/> | None of the above |

5. Does your institution have its own library or are you financially supporting a shared library with another postsecondary education institution?

- | | |
|-----------------------|--|
| <input type="radio"/> | Have our own library |
| <input type="radio"/> | Do not have our own library but contribute financial support to a shared library |
| <input type="radio"/> | Neither of the above |

6. Indicate whether or not any of the following alternative tuition plans are offered by your institution.

- | | |
|--------------------------|------------------------------|
| <input type="radio"/> | No |
| <input type="radio"/> | Yes |
| <input type="checkbox"/> | <u>Tuition guarantee</u> |
| <input type="checkbox"/> | <u>Prepaid tuition plan</u> |
| <input type="checkbox"/> | <u>Tuition payment plan</u> |
| <input type="checkbox"/> | Other (specify in box below) |

? 7. Please indicate at what level(s) your institution offers distance education opportunities (courses and/or programs).

- | | |
|--------------------------|---|
| <input type="checkbox"/> | Undergraduate |
| <input type="checkbox"/> | Graduate |
| <input type="checkbox"/> | The institution does not offer distance education opportunities |

+ You may use the space below to provide context for the alternative tuition plans you've reported above. These context notes will be posted on the College Navigator website, and should be written to be understood by students and parents.

Part C - Disability Service

Please indicate the percentage of all undergraduate students enrolled during fall 2013 who were formally registered as students with disabilities with the institution's office of disability services (or the equivalent office).

<input type="radio"/>	3 percent or less	
<input type="radio"/>	More than 3 percent:	<input type="text"/> %



You may use the space below to provide context for the data you've reported above. These context notes will be posted on the College Navigator website, and should be written to be understood by students and parents.

--

Part D - Student Charges Questions

1. Are all full-time, first-time degree/certificate-seeking students required to live on campus or in institutionally-controlled housing?

If you answer **Yes** to this question, you will not be asked to report off-campus room and board in the price of attendance (D11).

This is only a screening question, and your response does not show up on College Navigator.

If you make any exceptions to this rule, and have even one first-time, full-time student living off-campus, please answer **No** so that this does not cause conflicts with the Student Financial Aid survey. Making changes to the SFA component is very difficult and may lead to inaccurate reporting for your institution.

☐ No

☐ Yes, and we do not make **ANY** (even one) exceptions to this rule

2. Does your institution charge different tuition for in-district, in-state, or out-of-state students?

If you answer **Yes** to this question, you will be expected to report tuition amounts for in-district, in-state, and out-of-state students.

*Please only select **Yes** if you really charge different tuition rates, or you will be reporting the same numbers 3 times.*

☐ No

☐ Yes

3. Does your institution offer institutionally-controlled housing (either on or off campus)?

If you answer **Yes** to this question, you will be expected to specify a housing capacity, and to report a room charge or a combined room and board charge (D10).

☐ No

☐ Yes

Specify housing capacity for academic year 2014-15

4. Do you offer board or meal plans to your students?

If you answer **Yes** to this question, you will be expected to report a board charge or combined room and board charge (D10).

☐ No

☐ Yes - Enter the number of meals per week in the maximum meal plan available

☐ Yes - Number of meals per week can vary (e.g., students' charge meals against a meal card)

Part D - Undergraduate Student Charges

If the institution charges an application fee, indicate the amount.

	Amount	Prior year
<u>Application fee</u>	<input type="text"/>	

5. Charges to full-time students for the full academic year 2014-15

Please be sure to report an average tuition that includes all students at all levels (freshman, sophomore, etc.).

	<u>In-district</u>	<u>Prior year</u>	<u>In-state</u>	<u>Prior year</u>	<u>Out-of-state</u>	<u>Prior year</u>
All full-time students						
Average <u>tuition</u>	<input type="text"/>		<input type="text"/>		<input type="text"/>	
<u>Required fees</u>	<input type="text"/>		<input type="text"/>		<input type="text"/>	

6. Per credit hour charge for part-time students


Please be sure to report an average per credit tuition that includes all students at all levels (freshman, sophomore, etc.).


	<u>In-district</u>	<u>Prior year</u>	<u>In-state</u>	<u>Prior year</u>	<u>Out-of-state</u>	<u>Prior year</u>
<u>Per credit hour charge</u>	<input type="text"/>		<input type="text"/>		<input type="text"/>	


Part D - Student Charges - Price of Attendance

11. Cost of attendance for full-time, first-time students:

Please enter the amounts requested below. These data will be made available to the public on College Navigator. If your institution participates in any Title IV programs (Pell, Stafford, etc.), you must complete all information. **Estimates of expenses for books and supplies, room and board, and other expenses are those from the Cost of Attendance report used by the financial aid office in determining financial need. Please talk to your financial aid office to get these numbers, to ensure that you are reporting correctly.**

 If the **2014-15 tuition and/or fees as reported on this page** for full-time, first-time students are covered by a tuition guarantee program, check the applicable box(es) under 'Tuition Guarantee'. Additionally, please indicate the maximum % increase that is guaranteed. *These numbers are expected to be fairly small. Please contact the Help Desk if you are confused about these values and how to report them.*

Charges for full academic year	2011-12	2012-13	2013-14	2014-15		
Published tuition and required fees:					 Tuition Guarantee (check only if applicable to entering students in 2014-15)	Guaranteed increase %
<u>In-district</u>						
Tuition				<input type="text"/>	<input type="checkbox"/>	<input type="text"/>
Required fees				<input type="text"/>	<input type="checkbox"/>	<input type="text"/>
Tuition + fees total						
<u>In-state</u>						
Tuition				<input type="text"/>	<input type="checkbox"/>	<input type="text"/>
Required fees				<input type="text"/>	<input type="checkbox"/>	<input type="text"/>
Tuition + fees total						
<u>Out-of-state</u>						
Tuition				<input type="text"/>	<input type="checkbox"/>	<input type="text"/>
Required fees				<input type="text"/>	<input type="checkbox"/>	<input type="text"/>
Tuition + fees total						
<u>Books and supplies</u>				<input type="text"/>		
On-campus:						
<u>Room and board</u>				<input type="text"/>		
<u>Other expenses</u>				<input type="text"/>		
Room and board and other expenses						
Off-campus (not with family):						
<u>Room and board</u>				<input type="text"/>		
<u>Other expenses</u>				<input type="text"/>		
Room and board and other expenses						
Off-campus (with family):						
<u>Other expenses</u>				<input type="text"/>		

 You may use the space below to provide context for the data you've reported above. These context notes will be posted on the College Navigator website, and should be written to be understood by students and parents.

Prepared by

This survey component was prepared by:

<input type="radio"/> Keyholder	<input type="radio"/> SFA Contact	<input type="radio"/> HR Contact
<input type="radio"/> Finance Contact	<input type="radio"/> Academic Library Contact	<input type="radio"/> Other

Name:

Email:

How long did it take to prepare
this survey component?

hours

minutes

The name of the preparer is being collected so that we can follow up with the appropriate person in the event that there are questions concerning the data. The Keyholder will be copied on all email correspondence to other preparers.

The time it took to prepare this component is being collected so that we can continue to improve our estimate of the reporting burden associated with IPEDS. Please include in your estimate the time it took for you to review instructions, query and search data sources, complete and review the component, and submit the data through the Data Collection System.

Thank you for your assistance.

Institutional Characteristics

[Purpose of Institutional Characteristics Survey](#)

[Changes in Reporting](#)

[General Instructions](#)

[Context Boxes](#)

[Coverage](#)

[Where to Get Help](#)

[Where the Data Will Appear](#)

[Reporting Directions](#)

[Part A - Mission Statement and Distance Education](#)

[Part B - Services and Programs for Servicemembers and Veterans](#)

[Part C - Student Services](#)

[Part D - Student Charges](#)

[Part E - Athletic Association](#)

[Part F - Branch Campus](#)

Purpose of Survey

The primary purpose of the IPEDS Institutional Characteristics (IC) component is to collect basic institutional information including mission, student services, and athletic association. IC also collects student charges data including tuition for different levels and cost data for first-time, full-time students either for programs or for an academic year. This includes tuition and fee data as well as information on the estimated student budgets for students based on living situations (on-campus or off-campus). The cost numbers are also used in the SFA survey during the Winter collection to calculate net price of attendance.

[Top ▲](#)

Changes in reporting

The following changes were implemented for the 2014-15 data collection period

- The **Part B Estimated Enrollment** items (early estimates of full-time and part-time undergraduate students, first-time undergraduate students, and graduate students, as of October 15 or the institution's official fall reporting date) has been deleted.
- The **Part B Admissions** items #2 (Admissions Considerations), #3 (Selection Process), and #4 (Test Scores) has been moved to a separate Admissions component, collected during the Winter collection. The Part B Admissions screening question #1 (Open Admissions) has been moved to the Institutional Characteristics - Headers (IC-Header) component.
- The old **Part B Admissions** section has been replaced with **Part B Services and Programs for Military Servicemembers and Veterans**.

[Top ▲](#)

General instructions

Context Boxes

Context boxes are provided to allow institutions to provide more information regarding survey component items. Note that some context boxes are posted on the [College Navigator Website](#), which is the college search tool offered by NCES. NCES will review entries in these context boxes for applicability and appropriateness before posting them on the [College Navigator Website](#); institutions should check grammar and spelling of their entries.

[Top ▲](#)

Coverage

Carefully read each question in the Institutional Characteristics survey to ensure you are reporting data for the appropriate students. The student groups for which data are collected vary throughout the IC survey (e.g., undergraduate and graduate). In general, for each group, ensure that the guidelines below are met.

A. Who to include

- Students enrolled in courses creditable toward a diploma, certificate, degree, or other formal award.
- Students enrolled in courses that are part of a vocational or occupational program, including those enrolled in off-campus centers.
- High school students taking regular college courses for credit under their classification as recorded by the institution.
- Full-time students taking remedial courses if the student is considered degree-seeking for the purpose of student financial aid determination.
- Students from overseas enrolled in U.S. courses (e.g., online students).
- Graduate students enrolled for thesis credits, even when zero credits are awarded, as these students are still enrolled and seeking their degree.

B. Who NOT to include

- Students enrolled exclusively in courses not creditable toward a formal award or the completion of a vocational program.
- Students taking Continuing Education Units (CEUs) unless they are also enrolled in courses creditable toward a degree or other formal award.
- Students exclusively auditing classes.
- Residents or interns in Doctor's - professional practice fields, since they have already received their Doctor's degree.
- Any student studying abroad (e.g., at a foreign university) if their enrollment at this institution is only an administrative record and the fee is nominal.
- Students in any branch campus located in a foreign country.

Top ▲

Where to Get Help with Reporting

IPEDS Help Desk

Phone: 1-877-225-2568

Email: ipedshelp@rti.org

Web Tutorials

You can also consult the [IPEDS website](#) which contains several tutorials on IPEDS data collection, a self-paced overview of IPEDS tools, and other valuable resources.

IPEDS Resource Page

The [IPEDS Resource Page](#) (located on the IPEDS homepage) contains frequently asked questions, a link to the IPEDS Glossary, data tip sheets, an archive of survey instruments, information on the race/ethnicity categories, and other valuable information.

Top ▲

Where the Reported Data Will Appear

Data collected through IPEDS will be accessible at the institution- and aggregate-levels.

At the institution-level, data will appear in the:

- [College Navigator Website](#)
- [IPEDS Data Center](#)
- [IPEDS Data Feedback Reports](#)
- [College Affordability and Transparency Center Website](#)

At the aggregate-level, data will appear in:

- [IPEDS First Looks](#)
- [IPEDS Table Library](#)
- [IPEDS Data Feedback Reports](#)
- [The Digest of Education Statistics](#)
- [The Condition of Education](#)

Top ▲

Reporting Directions

Part A – Mission Statement and Distance Education

Mission Statement

Provide your institution's mission statement or a web address (please begin with http:// or https://) where the statement can be found. Typed statements are limited to 2,000 characters. The mission statement will be available to the public on College Navigator.

Distance Education

A program for which all the required coursework for program completion is able to be completed via distance education courses.

A distance education course is a course in which the instructional content is delivered exclusively via distance education.

Requirements for coming to campus for orientation, testing, or academic support services do not exclude a course from being classified as distance education. Technologies used for instruction may include the following: Internet; one-way and two-way transmissions through open broadcasts, closed circuit, cable, microwave, broadband lines, fiber optics, satellite or wireless communication devices; audio conferencing; and video cassette, DVDs, and CD-ROMs, if the cassette, DVDs, and CD-ROMs are used in a course in conjunction with the technologies listed above.

Top ▲

Part B - Services for Military Servicemembers, Veterans, and Eligible Family Members

Services and Programs for Military Servicemembers and Veterans

Indicate which of the following are offered to veterans, military servicemembers, or their families.

For the Post-9/11 GI Bill Yellow Ribbon program, please choose this only if the Yellow Ribbon program is available at your institution.

Top ▲

Part C - Student Services

Special learning opportunities

Special credit

Indicate if your institution accepts credit earned prior to admission through any of the sources listed.

Special learning opportunities

Indicate if the listed special learning opportunities are offered by your institution. Teacher certification refers to pre-K through 12; if the institution only provides certification for some levels (e.g., elementary only and not secondary), be sure to indicate that only certain levels are offered.

Years of study required for entry

If the institution limits entrance to students who have completed certain academic requirements, select the years of study required for entry. For example, upper division only schools may require 2 years (60 credits) of study prior to admittance, and schools that offer only graduate programs may require bachelor's degrees or 4 years of study for entrance.

Student services

Student services

Indicate which of the listed services are offered by the institution.

Library

Indicate whether your institution has its own library, contributes financially to a shared library, or neither.

Alternative tuition plans

Indicate if your institution offers any alternative tuition plans. Use the context box on the bottom of the page to provide details about tuition plans for College Navigator. Please provide only factual information, context boxes are reviewed and inappropriate information (such as marketing information) will be removed.

Distance education offerings

Indicate whether you offer distance education opportunities at the undergraduate level and/or graduate level. If you offer distance education at both levels, please check both boxes. If you do not offer distance education opportunities, please select the last option.

Requirements for coming to campus for orientation, testing, or academic support services does not exclude a course from being classified as distance education.

Disabilities

Please indicate the percentage of all undergraduate students enrolled in the time period indicated on screen who were formally registered as students with disabilities with the institution's office of disability services (or the equivalent office). This may include students with physical or learning disabilities, as well as other types of disabilities. If greater than 3% of students are registered as having a disability, you will need to indicate a percentage.

Please use the context box on the page to provide information, such as the webpage for your disabilities services website.

Top ▲

Part D - Student Charges

Screening questions

If you responded to questions regarding full-time, first-time degree/certificate-seeking undergraduate students in the Institutional Characteristics Header survey, your institution will be required to answer all the questions.

On-campus or institutionally controlled off-campus housing requirement

Indicate if ALL full-time, first-time degree/certificate-seeking students are required to live on campus or in institutionally controlled off-campus housing. **If you make ANY exceptions, you should not select this as a requirement, as this will cause inconsistencies in your reporting between this section and the Student Financial Aid survey calculation of net price.**

This question is a screening question, and does not appear on College Navigator. Please respond correctly.

Tuition based on residence

Indicate if the institution charges a different price for students from in-district, in-state, or out-of-state.

Institutionally controlled housing

Indicate if the institution provides institutionally controlled housing (either on- or off-campus) and if so, specify the housing capacity.

Meal plans

Indicate if the institution offers board or meal plans to students. If the institution offers fixed meal plans, provide the number of meals per week in the maximum plan available. Institutions will be asked to report the board charges or combined room and board charges on later screens.

Tuition and fees for undergraduate students (academic year reporters)

Undergraduate students include:

- Students who have not obtained a bachelor's degree;
- Students in bachelor's degree programs that require *at least 4 years but fewer than 6 years* of college work; or
- Students in occupational or general study programs requiring 1, 2, or 3 years of college work that are designed to prepare students for immediate employment or to provide general education rather than to serve as the first 1, 2, or 3 years of a bachelor's degree program.

Undergraduate application fee

If the institution charges an application fee, indicate the amount. An application fee is the amount of money that an institution charges for processing a student's application for admittance to the institution. This amount is not creditable toward tuition or required fees, nor is it refundable if the student is not admitted to the institution.

Tuition and required fees for undergraduate students

This tuition value differs from cost of attendance as it is the average tuition and fees for ALL undergraduate students and all levels (freshman, sophomore, junior, senior, etc.). It is possible that this number will be different from the cost of attendance that you will report if you have first-time, full-time students.

Since tuition and required fees and room and board charges may be different for varying groups of **full-time undergraduate students** at an institution, adhere to the following rules regarding reporting:

- Report the average tuition and required fees for the full academic year charged to in-district, in-state, and out-of-state students. If you selected 'yes' for the screening question that you charge different tuitions for in-district, in-state, and out-of-state, provide amounts in all columns even if two are the same. If they are all the same, go back to the screening question that asks about this and indicate that you do not charge different tuitions.
- If the institution charges tuition on a per-credit-hour basis, estimate average tuition based on the average full-time credit-hour load for an entire academic year.
- When reporting required fees, include all fixed sum charges that are REQUIRED of a majority of students.
- Do not include any charges that are clearly optional.
- If the institution has a single lump sum charge for tuition, required fees, and room and board, enter the amount as a comprehensive fee.

Per-credit-hour charges for part-time undergraduate students

Enter the average dollar amount your institution charges to part-time undergraduate students per credit hour of instruction. If you selected 'yes' for the screening question that you charge different tuitions for in-district, in-state, and out-of-state, provide amounts in all columns even if two are the same. If they are all the same, go back to the screening question that asks about this and indicate that you do not charge different tuitions.

Tuition and fees for graduate students

Graduate students include any student who holds a bachelor's degree or equivalent, and is taking courses at the post-baccalaureate level. These students may or may not be enrolled in graduate programs.

Graduate application fee

If the institution charges an application fee, indicate the amount. An application fee is the amount of money that an institution charges for processing a student's application for admittance to the institution. This amount is not creditable toward tuition or required fees, nor is it refundable if the student is not admitted to the institution.

Tuition and required fees for graduate students

Since tuition and required fees may be different for varying groups of full-time graduate students at an institution, adhere to the following rules regarding reporting:

- **Do not include** doctor's-professional practice tuition. This will be collected separately.
- Report the average tuition and required fees charged to full-time graduate students for the full academic year. If you selected 'yes' for the screening question that you charge different tuitions for in-district, in-state, and out-of-state, provide amounts in all columns even if two are the same. If they are all the same, go back to the screening question that asks about this and indicate that you do not charge different tuitions.
- When reporting required fees, include all fixed sum charges that are REQUIRED of a majority of students.
- Do not include any charges that are clearly optional.

Per-credit-hour charges for part-time graduate students

Enter the dollar amount the institution most frequently charges to **part-time graduate students** per credit hour of instruction. If you selected 'yes' for the screening question that you charge different tuitions for in-district, in-state, and out-of-state, provide amounts in all columns even if two are the same. If they are all the same, go back to the screening question that asks about this and indicate that you do not charge different tuitions.

Doctor's - professional practice tuition and fees

Report the tuition and fees (if applicable, for both in- and out-of-state) for students in the selected professional practice programs.

Number of programs (program reporters only)

Provide the total number of occupational programs offered by your institution. A program is a combination of courses and related activities organized for the attainment of broad educational objectives as described by the institution. Please do not count single courses as a program.

Room and Board

Institutions that offer institutionally controlled housing (either on- or off- campus) will be required to answer the questions in this section.

Report the typical room charge for the full academic year (as indicated on screen) for a full-time student sharing a room with one other student. Report the board charge based on the maximum meal plan available for the full academic year (as indicated on screen) to a full-time student. Report a combined room and board charge only if room and board charges cannot be separated.

If your institution only offers room or board, but not both, you will only be asked about the applicable offering.

Academic year reporters cost of attendance for full-time, first-time undergraduate students

If you made errors in the prior year reporting, you will need to make changes in the Student Financial Aid component in the Winter. There are no changes in the Prior Year Revision System.

This question requires working with your student financial aid office.

Institutions with standard academic terms (semesters, quarters, trimesters, or 4-1-4 or hybrid institutions) should provide cost information for in-district, in-state, and out-of-state students for the **FULL ACADEMIC YEAR** in the columns indicated. The numbers reported for tuition, fees, books and supplies, room and board, and other expenses *must match the amounts used by your financial aid office for determining eligibility for student financial assistance*. If your institution has a single lump sum charge for tuition, required fees, and room and board, enter the amount as a comprehensive fee. You will not be able to lock your submission without these data.

Report BOTH tuition and fees, separately. Please report accurately as these numbers are used in the calculation of net price during the Student Financial Aid survey. Net price appears to the public in College Navigator, including the College Affordability and Transparency Center, as mandated in accordance with Sec. 111 of the Higher Education Opportunity Act of 2008 (HEOA).

Indicate whether the tuition and/or fees reported are covered by a tuition guarantee plan. If they are, but it is not a flat rate, please provide the guaranteed maximum rate of increase.

Program reporters cost (price) of attendance

Institutions with no full-time, first-time students will report the six largest programs on one page, and should follow the directions under 'Reporting the next 5 largest programs' to report these data.

Reporting the largest program

Errors can be corrected in the Student Financial Aid component in the Winter.

This question requires working with your student financial aid office.

This section asks questions about the largest program your institution has offered for entering students. Institutions that provided data for the largest program in the prior year will see pre-loaded data (when CIP code has changed, you will need to update the CIP with an appropriate CIP). If the largest program has changed, check the box provided and indicate a different program. You will be required to enter data for all 4 years as indicated on the screen.

To enter or change the largest program

- Select the CIP category code from the first drop-down box and title from the second drop-down box. If you need to restore the pre-loaded information, click the reset button at bottom of the screen.
- Provide the total length of program in contact or credit hours and in weeks (as completed by a student attending full-time).
- Provide the total length of the academic year, as used to calculate your Pell budget, in contact or credit hours and in weeks.
- Enter an application fee (if applicable).
- Provide amounts for tuition and fees, books and supplies, room and board, and other expenses **FOR THE TIME PERIOD INDICATED** (either for the length of the program, or for 4 weeks). These are the amounts used by your financial aid office for determining eligibility for student financial assistance.

Note: Programs of English as a second language and GED courses are not to be included in IPEDS.

Reporting the next 5 largest programs

This section asks questions about the next 5 largest programs your institution offers for entering students (or, if you have no full-time, first-time students, the 6 largest programs).

- *Only* if reporting 6 largest programs because you do not have full-time, first-time students, enter an application fee (if applicable).
- Select the CIP category code from the first drop-down box and title from the second drop-down box. If you need to restore the pre-loaded information, click the reset button at bottom of the screen.
- Enter the tuition and required fees charged for the entire length of the program.
- Enter the cost of books and supplies for the program.
- Report the full length of the program and indicate whether the length of the entire program is measured in contact or credit hours.
- Report the number of months it takes a full-time student to complete the program.

Top ▲

Part E - Athletic Association

Indicate if the institution is a member of a national athletic association.

For institutions belonging to NCAA or NAIA, select the conference (by sport) from the drop list provided.

Top ▲

Part F - Campus information

For campuses, refer to the instructions on the appropriate screen.

Top ▲

Term	Definition
Academic year	The period of time generally extending from September to June; usually equated to 2 <u>semesters</u> or <u>trimesters</u> , 3 <u>quarters</u> , or the period covered by a 4-1-4 <u>calendar system</u> .
Application fee	That amount of money that an institution charges for processing a student's application for admittance to the institution. This amount is not creditable toward <u>tuition</u> or <u>required fees</u> , nor is it refundable if the student is not admitted to the institution.
Board charges	Charges assessed students for an <u>academic year</u> for meals.
Board plan	The method for providing meals to students during an <u>academic year</u> . Plans may include a specific charge for a specified number of meals per week or a specified amount against which students may charge their meals.
Books and supplies	The average cost of books and supplies for a typical student for an entire <u>academic year</u> (or <u>program</u>). Does not include unusual costs for special groups of students (e.g., engineering or art majors), unless they constitute the majority of students at an institution.
CIP code	A six-digit code in the form xx.xxxx that identifies instructional <u>program</u> specialties within educational institutions.
Classification of Instructional Programs (CIP)	A taxonomic coding scheme for secondary and postsecondary instructional programs. It is intended to facilitate the organization, collection, and reporting of <u>program</u> data using classifications that capture the majority of reportable data. The CIP is the accepted federal government statistical standard on instructional program classifications and is used in a variety of education information surveys and databases.
Clock hour	A unit of measure that represents an hour of scheduled <u>instruction</u> given to students. Also referred to as <u>contact hour</u> .
Comprehensive fee	A single fixed amount of money charged by an institution that covers <u>tuition</u> , <u>required fees</u> , <u>room</u> , and <u>board</u> . For some institutions, this amount may also cover <u>books and supplies</u> .
Contact hour	A unit of measure that represents an hour of scheduled <u>instruction</u> given to students. Also referred to as <u>clock hour</u> .
Counseling service	Activities designed to assist students in making plans and decisions related to their education, career, or personal development.
Credit for life experiences	Credit earned by students for what they have learned through independent study, noncredit adult courses, work experience, portfolio demonstration, previous licensure or certification, or completion of other learning opportunities (military, government, or professional). <u>Credit</u> may also be awarded through a credit by examination program.
Credit for Military Training	Postsecondary credit granted by institutions to military servicemen or veterans for experiences and training gained while in the service.
Credit hour	A unit of measure representing the equivalent of an hour (50 minutes) of <u>instruction</u> per week over the entire term. It is applied toward the total number of <u>credit</u> hours needed for completing the requirements of a <u>degree</u> , <u>diploma</u> , <u>certificate</u> , or other formal award.
Day care service	A student service designed to provide appropriate care and protection of infants, preschool, and school-age children so their parents can participate in <u>postsecondary education programs</u> .
Degree/certificate-seeking students	Students enrolled in courses for credit who are seeking a degree, certificate, or other formal award. This includes students who: <ul style="list-style-type: none"> - received any type of federal financial aid, regardless of what courses they took at any time; - received any state or locally based financial aid with an eligibility requirement that the student be enrolled in a degree, certificate, or transfer-seeking program; or - obtained a student visa to study at a U.S. postsecondary institution <p>High school students also enrolled in postsecondary courses for credit are not considered degree/certificate-seeking.</p>
Disability services	Programs designed to provide reasonable academic accommodations and support services to empower students who have disabilities to competitively pursue postsecondary education. May also include assistance to campus departments in providing access to services and programs in the most integrated setting possible.
Distance education	Education that uses one or more technologies to deliver instruction to students who are separated from the instructor and to support regular and substantive interaction between the students and the instructor synchronously or asynchronously. Technologies used for instruction may include the following: Internet; one-way and two-way transmissions through open broadcasts, closed circuit, cable, microwave, broadband lines, fiber optics, satellite or wireless communication devices; audio conferencing; and video cassette, DVDs, and CD-ROMs, if the cassette, DVDs, and CD-ROMs are used in a course in conjunction with the technologies listed above.
Doctor's degree-professional practice	A doctor's degree that is conferred upon completion of a program providing the knowledge and skills for the recognition, credential, or license required for professional practice. The degree is awarded after a period of study such that the total time to the degree, including both pre-professional and professional preparation, equals at least six full-time equivalent academic years. Some of these degrees were formerly classified as first-professional and may include: Chiropractic (D.C. or D.C.M.); Dentistry (D.D.S. or D.M.D.); Law (J.D.); Medicine (M.D.); Optometry (O.D.); Osteopathic Medicine (D.O.); Pharmacy (Pharm.D.); Podiatry (D.P.M., Pod.D., D.P.); or, Veterinary Medicine (D.V.M.), and others, as designated by the awarding institution.
Dual credit	A program through which high school students are enrolled in <u>Advanced Placement</u> (AP) courses, taught at their high school, that fulfill high school graduation requirements and may earn the student college <u>credits</u> .
Employment services for current students	Activities intended to assist students in obtaining part-time employment as a means of defraying part of the cost of their education.

First-time student (undergraduate)	A student who has no prior postsecondary experience (except as noted below) attending any institution for the first time at the undergraduate level. This includes students enrolled in academic or occupational programs. It also includes students enrolled in the <u>fall term</u> who attended college for the first time in the prior summer term, and students who entered with advanced standing (<u>college credits</u> earned before graduation from high school).
Full-time student	Undergraduate: A student enrolled for 12 or more <u>semester credits</u> , or 12 or more <u>quarter credits</u> , or 24 or more <u>contact hours</u> a week each term. Graduate: A student enrolled for 9 or more semester credits, or 9 or more quarter credits, or a student involved in thesis or dissertation preparation that is considered full-time by the institution. <u>Doctor's degree - Professional practice</u> - as defined by the institution.
Governing board	An entity that ensures on behalf of the public the performance of an institution or a group of institutions. Responsibilities of the board may include appointing, supporting, and monitoring the president of the institution; reviewing educational and public service programs; insisting on strategic planning; and, ensuring good management and adequate resources.
Graduate student	A student who holds a bachelor's degree or above and is taking courses at the postbaccalaureate level. These students may or may not be enrolled in <u>graduate programs</u> .
Housing capacity	The maximum number of students for which an institution can provide residential facilities, whether on or off campus.
In-district student	A student who is a legal resident of the locality in which he/she attends school and thus is entitled to reduced <u>tuition</u> charges if offered by the institution.
In-district tuition	The <u>tuition</u> charged by the institution to those students residing in the locality in which they attend school. This may be a lower rate than <u>in-state tuition</u> if offered by the institution.
In-state student	A student who is a legal resident of the state in which he/she attends school.
In-state tuition	The <u>tuition</u> charged by institutions to those students who meet the state's or institution's residency requirements.
Institutionally controlled housing	Any residence hall or housing facility located on- or off-campus that is owned or controlled by an institution and used by the institution in direct support of or in a manner related to, the institution's educational purposes.
Integrated Postsecondary Education Data System (IPEDS)	The Integrated Postsecondary Education Data System (IPEDS), conducted by the NCES, began in 1986 and involves annual institution-level data collections. All <u>postsecondary institutions</u> that have a <u>Program Participation Agreement</u> with the Office of Postsecondary Education (OPE), U.S. Department of Education (throughout IPEDS referred to as "Title IV") are required to report data using a web-based data collection system. IPEDS currently consists of the following components: <u>Institutional Characteristics (IC)</u> ; <u>12-month Enrollment (E12)</u> ; <u>Completions (C)</u> ; <u>Human Resources (HR)</u> composed of <u>Employees by Assigned Position (EAP)</u> , <u>Fall Staff (S)</u> , and <u>Salaries (SA)</u> ; <u>Fall Enrollment (EF)</u> ; <u>Graduation Rates (GRS)</u> ; <u>Finance (F)</u> ; and <u>Student Financial Aid (SFA)</u> .
Library	An organized collection of printed, microform, and audiovisual materials which (a) is administered as one or more units, (b) is located in one or more designated places, and (c) makes printed, microform, and audiovisual materials as well as necessary equipment and services of a staff accessible to students and to faculty. Includes units meeting the above definition which are part of a learning resource center.
Net price	The Higher Education Opportunity Act of 2008 defines institutional net price as "the average yearly price actually charged to first-time, full-time undergraduate students receiving student aid at an institution of higher education after deducting such aid." In IPEDS, average institutional net price is generated by subtracting the average amount of federal, state/local government, or institutional grant and scholarship aid from the total cost of attendance. Total cost of attendance is the sum of published tuition and required fees (lower of in-district or in-state for public institutions), books and supplies, and the weighted average for room and board and other expenses. Cost of attendance data are collected in the Institutional Characteristics (IC) component of IPEDS, and financial aid data are collected in the Student Financial Aid (SFA) component of IPEDS.
Off-campus (not with family)	A living arrangement in which a student does not live with the student's parents or legal guardians in any housing facility that is not owned or controlled by the educational institution.
Off-campus (with family)	A living arrangement in which a student lives with the student's parents or legal guardians in any housing facility that is not owned or controlled by the educational institution.
Off-campus housing	Any housing facility that is occupied by students but is not owned or controlled by the educational institution.
On-campus housing	Any residence hall or housing facility owned or controlled by an institution within the same reasonably contiguous geographic area and used by the institution in direct support of or in a manner related to, the institution's educational purposes.
Other expenses	The amount of money (estimated by the financial aid office) needed by a student to cover expenses such as laundry, transportation, and entertainment.
Out-of-state student	A student who is not a legal resident of the state in which he/she attends school.
Out-of-state tuition	The <u>tuition</u> charged by institutions to those students who do not meet the institution's or state's residency requirements.
Part-time student	Undergraduate: A student enrolled for either less than 12 <u>semester</u> or <u>quarter credits</u> , or less than 24 <u>contact hours</u> a week each term. Graduate: A student enrolled for less than 9 semester or quarter credits.
Placement services for program completers	Assistance for students in evaluating their career alternatives and in obtaining full-time employment upon leaving the institution.
Post 9/11 GI Bill	A federal education benefit program for veterans, who served on active duty after September 10, 2001. This Department of Veteran Affairs benefit provides up to 36 months of education benefits at an approved institution for the following college costs: tuition and fees, books and supplies and housing. The tuition and fees payment, which is the cost for an in-state student attending a public institution, is made directly to the postsecondary institution whereas payments for books and supplies and housing are sent directly to the student.
Postsecondary education institution	An institution which has as its sole purpose or one of its primary missions, the provision of <u>postsecondary education</u> .

Prepaid tuition plan	A program that allows students or their families to purchase college tuition or tuition credits for future years, at current prices.
Program	A combination of courses and related activities organized for the attainment of broad educational objectives as described by the institution.
Remedial services	Instructional activities designed for students deficient in the general competencies necessary for a regular postsecondary curriculum and educational setting.
Required fees	Fixed sum charged to students for items not covered by <u>tuition</u> and required of such a large proportion of all students that the student who does not pay the charge is an exception.
Room charges	The charges for an <u>academic year</u> for rooming accommodations for a typical student sharing a room with one other student.
Servicemembers Opportunity Colleges	A membership group of over 1,700 institutions that functions to expand and improve voluntary postsecondary opportunities for servicemembers worldwide. It is funded by the Department of Defense through a contract with the American Association of State Colleges and Universities (AASCU).
Shared library	A facility housing an organized collection of printed, microform, and audiovisual materials, and (a) is jointly administered by more than one educational institution, or (b) whose funds or operating expenditures have been received from more than one educational institution. The location of the facility is not a determining factor.
Study abroad	Arrangement by which a student completes part of the college program studying in another country. Can be at a campus <u>abroad</u> or through a cooperative agreement with some other U.S. college or an institution of another country.
System	An organization of two or more institutions of higher education under the control or supervision of a common administrative governing body. Governing bodies generally have the power to act in their own name, to hire and fire personnel, enter into contracts, etc. A coordinating body without these powers or a section of a state agency usually would not be considered a system office.
Teacher certification program	A program designed to prepare students to meet the requirements for certification as teachers in elementary, middle/junior high, and secondary schools.
Title IV institution	An institution that has a written agreement with the Secretary of Education that allows the institution to participate in any of the Title IV federal student financial assistance programs (other than the State Student Incentive Grant (SSIG) and the National Early Intervention Scholarship and Partnership (NEISP) programs).
Tuition	The amount of money charged to students for instructional services. Tuition may be charged per term, per course, or per <u>credit</u> .
Tuition and fees (published charges)	The amount of <u>tuition</u> and <u>required fees</u> covering a full academic year most frequently charged to students. These values represent what a typical student would be charged and may not be the same for all students at an institution. If tuition is charged on a per-credit-hour basis, the average full-time <u>credit hour</u> load for an entire academic year is used to estimate average tuition. Required fees include all fixed sum charges that are required of such a large proportion of all students that the student who does not pay the charges is an exception.
Tuition guarantee	A program where the institution guarantees, to entering first-time students, that tuition will not increase for the years they are enrolled. These guarantees are generally time-bound for four or five years.
Tuition payment plan	A program that allows tuition to be paid in installments spread out over an agreed upon period of time, sometimes without interest or finance charges.
Undergraduate	A student enrolled in a 4- or 5-year <u>bachelor's degree</u> program, an <u>associate's degree</u> program, or a vocational or technical <u>program</u> below the baccalaureate.
Weekend/evening college	A <u>program</u> that allows students to take a complete course of study and attend classes only on weekends or only in the evenings.
Yellow Ribbon Program	A voluntary program through which participating public and private institutions can provide veterans and eligible beneficiaries additional institutional aid to cover the costs of tuition and fees at their institutions. The Yellow Ribbon Program is a supplementary program to the Post 9/11 GI Bill coverage of in-state tuition and fees. The Department of Veterans Affairs matches the institutional aid provided beyond the in-state tuition and fees, but to certain limit each year.

Institutional Characteristics

Click one of the following questions to view the answer.

General

- [1\) What is the purpose of the Institutional Characteristics survey?](#)
- [2\) What institutions are included in IPEDS?](#)
- [4\) Can I change my Institutional Characteristics data during the winter or spring surveys if I made a mistake in the fall?](#)
- [5\) Where can I find my accrediting agency information since it is no longer collected in IPEDS?](#)

Student Charges

- [1\) When determining the dormitory capacity, should we include off campus housing reserved for graduate and/or married students?](#)
- [2\) Our institution offers several meal plans. Which plan should I report?](#)
- [3\) For academic year tuition reporters, what is the difference between the undergraduate tuition and fees charges in Part D question 5, and the tuition and fees charges in Part D question 11?](#)
- [4\) How do I calculate or determine "average tuition"?](#)

Price of Attendance

- [1\) How do I know what amounts to report for room and board and other expenses for institutionally-controlled housing both on and off campus?](#)
- [2\) How do I know what amounts to report for room and board and other expenses for off campus?](#)
- [3\) Do I have to report off campus living expenses?](#)
- [4\) What are "other expenses"?](#)
- [5\) What IC data are included on the College Navigator website?](#)

Answers:

General

1) What is the purpose of the Institutional Characteristics survey?

The primary purpose of the IPEDS Institutional Characteristics (IC) survey is to collect basic institutional information including mission, student services, and athletic association. IC also collects student charges data including tuition for different levels and cost data for first-time, full-time students either for programs or for an academic year. This includes tuition and fee data as well as information on the estimated student budgets for students based on living situations (on-campus or off-campus). The cost numbers are also used in the SFA survey during the spring collection to calculate net price of attendance.

[Back to top](#)

2) What institutions are included in IPEDS?

IPEDS gathers information from every college, university, and technical and vocational institution that participates in the federal student financial aid programs. The Higher Education Act of 1965, as amended, requires that institutions that participate in federal student aid programs report data on enrollments, program completions, graduation rates, faculty and staff, finances, institutional prices, and student financial aid.

[Back to top](#)

4) Can I change my Institutional Characteristics data during the winter or spring surveys if I made a mistake in the fall?

No, you cannot change your IC data in the winter or fall, except in rare circumstances. Due to processing and the size of the database, it is difficult to make changes once a survey is closed. It is the responsibility of the institution's keyholder to report these data correctly in the fall, as they do impact other surveys (e.g., Student Financial Aid).

[Back to top](#)

5) Where can I find my accrediting agency information since it is no longer collected in IPEDS?

The Office of Postsecondary Education(OPE) website: OPE Accreditation database at <http://www.ope.ed.gov/accreditation/>.

[Back to top](#)

Student Charges

1) When determining the dormitory capacity, should we include off campus housing reserved for graduate and/or married students?

Yes, if the institution is providing the housing and the students pay "rent" or "board" to the institution.

[Back to top](#)

2) Our institution offers several meal plans. Which plan should I report?

You should report the meal plan that offers the maximum number of meals per week. If your institution offers unlimited number of meals enter 99.

[Back to top](#)

3) For academic year tuition reporters, what is the difference between the undergraduate tuition and fees charges in Part D question 5, and the tuition and fees charges in Part D question 11?

The tuition and fees reported in question 5 are the average amounts charged to **all** full-time undergraduate students; the tuition and fees in question 11 represent the average amounts charged to **full-time, first-time** undergraduate students. The data in question 13 should be provided by your financial aid office as these are the amounts used to determine student budgets.

[Back to top](#)

4) How do I calculate or determine "average tuition"?

If your institution charges tuition on a per-credit-hour basis, then you should estimate average tuition based on the average full-time credit hour load for an entire academic year. If you have different charges for different programs at the undergraduate or graduate levels, calculate the "average" tuition using the amount that a typical student would expect to pay. **BE SURE TO REPORT TUITION FOR THE ENTIRE ACADEMIC YEAR!**

[Back to top](#)

Price of Attendance

1) How do I know what amounts to report for room and board and other expenses for institutionally-controlled housing both on and off campus?

Report the room and board amounts used by your financial aid office for determining student budgets. The other expenses are the amount of money estimated by the financial aid office needed by a student to cover expenses such as laundry, transportation, entertainment, and furnishings. **Do not include the tuition and required fees with other expenses.**

[Back to top](#)

2) How do I know what amounts to report for room and board and other expenses for off campus?

You should enter the amount for a typical full-time student living off campus with family or not with family used by the financial aid office to determine the student budget.

[Back to top](#)

3) Do I have to report off campus living expenses?

Yes, if your institution does not require all of full-time, first-time students to live on campus (or makes ANY exceptions to this policy).

[Back to top](#)

4) What are "other expenses"?

This is the amount of money, estimated by the financial aid office, that is needed by a student to cover expenses such as laundry, transportation, entertainment, and furnishings.

[Back to top](#)

5) What IC data are included on the College Navigator website?

The Institutional Characteristics information that is made available on College Navigator includes special learning opportunities, student services, tuition and required fees, room and board charges, books and supplies, other expenses and the institution's mission statement. The best way to see what information is available about your institution is to look up your institution on [College Navigator](#).

[Back to top](#)

Institutional Characteristics for Academic Institutions

Edit specifications for the 2014-15 IPEDS Web-Based Data Collection

Institutional Characteristics (IC) Component

Applicable to academic institutions

NOTE: The specifications below apply to all above noted institutions and related administrative offices; however, some sections and parts may not be applicable to your particular institution. Therefore, please read the specifications carefully to determine which sections and/or parts apply to your institution.

All screens must be completed in order to lock the survey.

Part A: Mission Statement and Distance Education

Part B: Services and Programs for Servicemembers and Veterans (NEW)

Part C: Student Services/Disability Services

Part D: Student Charges

Price of Attendance

Part E: Athletic Association

Part F: Campus Price of Attendance

Part A: Mission Statement and Distance Education

An answer must be provided for each of the following questions.

Note: For existing institutions, this information is preloaded by the system.

Mission Statement

To begin this survey, you must provide either the institution's mission statement or a web address (URL) where the mission statement can be found. Typed mission statements are limited to 2,000 characters or less and will be available to the public on the College Navigator website.

The system will perform the following edits on the data entered:

- You must provide either a mission statement URL or a typed mission statement.
- You may not enter both a mission statement URL and a typed mission statement.

Distance Education

Next, you must indicate whether all the programs at your institution are offered exclusively via distance education. Choose one of the following options:

- **Yes**
- **No**

Top ▲

Part B: Services and Programs for Servicemembers and Veterans (NEW)

On this screen, you must indicate which of the following are available to veterans, military servicemembers, or their families:

- Yellow Ribbon Program (officially known as the Post 9/11-GI Bill Yellow Ribbon Program)
- Credit for military training
- Dedicated point of contact for support services for veterans, military servicemembers, and their families
- Recognized student veteran organization
- Member of Servicemembers Opportunity Colleges
- None of the above (If this option is selected, then no other options can be chosen in response to this question.)

Top ▲

Part C: Student Services and Disability Services

Special Learning Opportunities

An answer must be provided for each of the following questions.

Note: For existing institutions, this information is preloaded by the system.

- Does your institution accept any of the following? Check all that apply.
 - Dual Credit (college credit earned while in high school)
 - Credit for life experiences
 - Advanced placement (AP) credits
 - None of the above (If this option is selected, then no other options can be chosen in response to this question.)
- What types of special learning opportunities are offered by your institution? Check all that apply.
 - ROTC (If this option is selected, check all that apply.)
 - Army
 - Navy
 - Air Force
 - Study abroad
 - Weekend/evening college
 - Teacher certification for the elementary, middle school/junior high, or secondary level (If this option is selected, check all that apply.)
 - Students can complete their preparation in certain areas of specialization
 - Students must complete their preparation at another institution for certain areas of specialization
 - This institution is approved by the state for the initial certification or licensure of teachers
 - None of the above (If this option is selected, then no other options can be chosen in response to this question.)
- **Applicable to 4-year institutions**
If your institution grants a bachelor's degree or higher but does not offer a full 4-year program of study at the undergraduate level, how many years of completed college-level work are required for entrance?
 - You may select a number **One** through **Eight** from the drop-down menu provided; or skip this item if it does not apply to your institution.

Student Services

An answer must be provided for each of the following questions.

Note: For existing institutions, this information is preloaded by the system.

- Which of the following selected student services are offered by your institution? Check all that apply.
 - Remedial Services
 - Academic/career counseling services
 - Employment services for current students
 - Placement services for program completers
 - On-campus day care for children of students
 - None of the above (If this option is selected, then no other options can be chosen in response to this question.)
- Does your institution have its own library or are you financially supporting a shared library with another postsecondary education institution? Choose one of the following options:
 - Have our own library
 - Do not have our own library but contribute financial support to a shared library
 - Neither of the above
- Indicate whether or not any of the following alternative tuition plans are offered by your institution.

- **Yes** (If this option is selected, check all that apply.)
 - Tuition guarantee
 - Prepaid tuition plan
 - Tuition payment plan
 - Other (If this option is selected, then you must specify the tuition plan in the context box provided.)
- **No**
- Indicate at what level(s) your institution offers distance education opportunities (courses and/or programs). Check all that apply.
 - Undergraduate (If this option is selected, then you are not expected to select "The institution does not offer distance education opportunities.")
 - Graduate (If this option is selected, then you are not expected to select "The institution does not offer distance education opportunities.")
 - The institution does not offer distance education opportunities (If you indicated in *Part A* that all of the programs at the institution are offered via distance education, then selecting this option will cause a *fatal* error.)

Disability Service

Indicate the percentage of all undergraduate students enrolled in Fall 2013 who were formally registered as students with disabilities with the institution's office of disability services (or the equivalent office). Choose one of the following options:

- 3 percent or less
- More than 3 percent (If this option is selected, then you must specify the percentage in the box provided.)

The system will perform the following edits on the data entered:

- If the **3 percent or less** option is selected, then you may not specify a percentage.
- If the **More than 3 percent** option is selected, then the specified percentage must be between 4% and 50%, otherwise a *fatal* error will occur.

Top ▲

Part D: Student Charges

Charges Questions

An answer must be provided for each applicable screening question. Your response to the questions on this screen will determine which types of screens your institution is shown in **Part D**. The number of questions displayed will depend on the institution type, as noted below.

- **Applicable to institutions with full-time, first time students**
Are all full-time, first-time, degree/certificate-seeking students required to live on-campus or in institutionally-controlled housing? Choose one of the following options.
 - **Yes** (If this option is selected, then you will not be required to report off-campus room and board charges on the **Price of Attendance** screen.
 - **No** (If this option is selected, then you will be required to report off-campus room and board charges on the **Price of Attendance** screen.

Note: If your institution makes any exceptions to this rule, and has even one first-time, full-time student living off-campus, please answer **No** so that the data entered in this survey does not conflict with the Student Financial Aid survey.

- Does your institution charge different tuition for in-district, in-state, and out-of-state students? Choose one of the following options:
 - **Yes** (If this option is selected, then you will be required to report charges for each of the above listed tuition rates throughout **Part D**.)
 - **No** (If this option is selected, then you will be asked to report only one tuition rate throughout **Part D**.)
- Does your institution offer institutionally-controlled housing (either on-campus or off-campus)? Choose one of the following options:
 - **Yes** (If this option is selected, then you must specify a housing capacity for academic year 2014-15.)
 - **No** (If this option is selected, then you will not be required to report on-campus room and board charges on the **Price of Attendance** screen; or a room charge or combined room and board charge in **Part D**.)
- Does your institution offer board or meal plans to students? Choose one of the following options:

- **Yes - Enter the number of meals per week** included in the maximum meal plan available (If this option is selected, then you must specify the number of meals in the box provided.)
- **Yes - Number of meals per week can vary** (e.g., students charge meals against a meal card)
- **No** (If this option is selected, then you will not be required to report a board charge or combined room and board charge in **Part D**.)

The system will perform the following edits on the data entered:

- If you report that all full-time, first-time, degree/certificate-seeking students are required to live on-campus or in institutionally-controlled housing, then you must also indicate that your institution offers institutionally-controlled housing.
- Your response to whether all full-time, first-time, degree/certificate-seeking students are required to live on-campus or in institutionally-controlled housing must be the same as reported in the prior year IC survey.
- If you indicated in Part A that all programs at your institution are offered exclusively via distance education, then you are not expected to answer Yes to offering institutionally-controlled housing.
- If you indicate that your institution offers institutionally-controlled housing, then the specified **housing capacity** must be between 1 and 20,000.
- If "Yes - Enter the number of meals per week" is selected, then the specified **number of meals per week** reported must be between 1 and 99. If meal plans are unlimited, then enter 99.

Undergraduate Student Charges

Applicable to institutions with full-time and/or part-time undergraduate enrollment

Application Fee

On this screen, you must report the amount your institution charges for undergraduate application fees. The prior year amount is displayed for your reference.

The system will perform the following edits on the data entered:

- The application fee reported is expected to be less than or equal to \$150.
- If the application fee reported in the **Prior year** is greater than 0, then an amount greater than 0 is also expected in the current year.
- If the **Prior year** value is greater than 0, and an amount greater than 0 is entered for the current year, then the application fee reported in the current year is expected to be within a 50% range of the **Prior year** amount.

Full-Time Undergraduate Students

Applicable to institutions with full-time undergraduate enrollment

Next, report any full-time undergraduate student charges by all applicable tuition rates. The tuition rates shown may vary to include In-district, In-state, and Out-of-state; or there may only be one tuition rate for all full-time undergraduate students at your institution. The options available to your institution depend on the responses given to the **Charges Questions** at the beginning of **Part D**.

Amounts must be provided for all applicable tuition rates. Be sure that any charges reported represent an average tuition that includes all levels of full-time undergraduate students. Prior year amounts are displayed for your reference.

If your institution enrolls full-time undergraduate students (as reported in the IC Header survey), then you must provide the **Average tuition** and **Required fees** charged to full-time, degree/certificate-seeking undergraduate students for the full academic year 2014-15.

The system will perform the following edits on the data entered for each applicable tuition rate:

- For each applicable tuition rate, values must be reported for both **Average tuition** and **Required fees**.
- For each applicable tuition rate, the sum of the values entered for **Average tuition** plus **Required fees** must be greater than 0.
- For each applicable tuition rate, the **Average tuition** reported is expected to be within a 20% range of the corresponding **Prior year** amount.
- If tuition rates vary for your institution, then the **In-state Average tuition** rate must be greater than or equal to the **In-district Average tuition** rate.
- If tuition rates vary for your institution, then the **Out-of-state Average tuition** rate must be greater than or equal to the **In-state Average tuition** rate.
- For each applicable tuition rate, the **Required fees** reported are expected to be within a 20% range of the corresponding **Prior year** amount.
- If tuition rates vary for your institution, then the **In-state Required fees** reported must be greater than or equal to the **In-district Required fees** reported.

- If tuition rates vary for your institution, then the **Out-of-state Required fees** reported must be greater than or equal to the **In-state Required fees** reported.

Part-Time Undergraduate Students

Applicable to institutions with part-time undergraduate enrollment

Next, report any part-time undergraduate student charges by all applicable tuition rates. The tuition rates shown may vary to include In-district, In-state, and Out-of-state; or there may only be one tuition rate for all part-time undergraduate students at your institution. The options available to your institution depend on the responses given to the **Charges Questions** at the beginning of **Part D**.

Amounts must be provided for all applicable tuition rates. Be sure that any charges reported represent an average tuition that includes all levels of part-time undergraduate students. Prior year amounts are provided for your reference.

If your institution enrolls part-time undergraduate students (as reported in the IC Header survey), then you must provide the **Per credit hour charge** to part-time, degree/certificate-seeking undergraduate students for the full academic year 2014-15.

The system will perform the following edits on the data entered for each applicable tuition rate:

- For each applicable tuition rate, the **Per credit hour charge** reported must be greater than 0.
- For each applicable tuition rate, the current year **Per credit hour charge** is expected to be within a 20% range of the corresponding **Prior year** amount.
- If tuition rates vary for your institution, then the **In-state Per credit hour charge** must be greater than or equal to the **In-district Per credit hour charge**.
- If tuition rates vary for your institution, then the **Out-of-state Per credit hour charge** must be greater than or equal to the **In-state Per credit hour charge**.

Top ▲

Graduate Student Charges

Applicable to institutions with full-time and/or part-time graduate enrollment

Application Fee

On this screen, start by reporting the amount your institution charges for graduate application fees. The prior year amount is displayed for your reference.

The system will perform the following edits on the data entered:

- If the application fee reported in the **Prior year** is greater than 0, then an amount greater than 0 is expected in the current year.
- The application fee reported is expected to be less than or equal to \$150.
- The application fee reported is expected to be within a 50% range of the **Prior year** amount.

Full-time Graduate Students

Applicable to institutions with full-time graduate enrollment

Next, report any full-time graduate student charges by all applicable tuition rates. The tuition rates shown may vary to include In-district, In-state, and Out-of-state; or there may only be one tuition rate for all full-time graduate students at your institution. The options available to your institution depend on the responses given to the **Charges Questions** at the beginning of **Part D**.

Amounts must be provided for all applicable tuition rates. Be sure that any charges reported represent an average tuition that includes all levels of full-time graduate students. Prior year amounts are displayed for your reference.

If your institution enrolls full-time graduate students (as reported in the IC Header survey), then you must provide both the **Average Tuition** and **Required fees** charged to full-time graduate students for the full academic year 2014-15.

The system will perform the following edits on the data entered for each applicable tuition rate:

- For each applicable tuition rate, values must be reported for both **Average tuition** and **Required fees**.
- For each applicable tuition rate, the sum of the values entered for **Average tuition** plus **Required fees** must be greater than 0.
- For each applicable tuition rate, the **Average tuition** reported is expected to be within a 20% range of the corresponding **Prior year** amount.

- If tuition rates vary for your institution, then the **In-state Average tuition** rate must be greater than or equal to the **In-district Average tuition** rate.
- If tuition rates vary for your institution, then the **Out-of-state Average tuition** rate must be greater than or equal to the **In-state Average tuition** rate.
- For each applicable tuition rate, the **Required fees** reported are expected to be within a 20% range of the corresponding **Prior year** amount.
- If tuition rates vary for your institution, then the **In-state Required fees** reported must be greater than or equal to the **In-district Required fees** reported.
- If tuition rates vary for your institution, then the **Out-of-state Required fees** reported must be greater than or equal to the **In-state Required fees** reported.

Part-time Graduate Students

Applicable to institutions with part-time graduate enrollment

Next, report any part-time graduate student charges by all applicable tuition rates. The tuition rates shown may vary to include In-district, In-state, and Out-of-state; or there may only be one tuition rate for all part-time graduate students at your institution. The options available to your institution depend on the responses given to the **Charges Questions** at the beginning of **Part D**.

Amounts must be provided for all applicable tuition rates. Be sure that any charges reported represent an average tuition that includes all levels of part-time graduate students. Prior year amounts are displayed for your reference.

If your institution enrolls part-time graduate students (as reported in the IC Header survey), then you must provide the **Per credit hour charge** to part-time graduate students for the full academic year 2014-15.

The system will perform the following edits on the data entered for each applicable tuition rate:

- For each applicable tuition rate, the **Per credit hour charge** reported must be greater than 0.
- For each applicable tuition rate, the current year **Per credit hour charge** is expected to be within a 20% range of the corresponding **Prior year** amount.
- If tuition rates vary for your institution, then the **In-state Per credit hour charge** must be greater than or equal to the **In-district Per credit hour charge**.
- If tuition rates vary for your institution, then the **Out-of-state Per credit hour charge** must be greater than or equal to the **In-state Per credit hour charge**.

Doctor's Professional Practice Tuition

Applicable to institutions that indicated in the IC Header survey that they offer the "Doctor's Degree – Professional Practice" award level

Next, report any Doctor's - Professional Practice student charges by all applicable tuition rates. The tuition rates shown may vary to include In-state and Out-of-state; or there may only be one tuition rate for all full-time Doctor's - Professional Practice students at your institution. The options available to your institution depend on the responses given to the **Charges Questions** at the beginning of **Part D**.

Amounts must be provided for all applicable tuition rates. Room and board charges should NOT be included in the reported amount.

On this screen, you must provide the typical **Tuition amount** and **Required fees** charged to full-time students that are enrolled in any of the following programs at your institution for the full academic year 2014-15:

- Chiropractic (D.C. or D.C.M.)
- Dentistry (D.D.S. or D.M.D.)
- Medicine (M.D.)
- Optometry (O.D.)
- Osteopathic Medicine (D.O.)
- Pharmacy (Pharm.D.)
- Podiatry (Pod.D., D.P., or D.P.M.)
- Veterinary Medicine (D.V.M.)
- Law (J.D.)

The system will perform the following edit on the data entered:

- The **Tuition amount** must be greater than 0 for at least one program.

The system will perform the following edits on the data entered for each program:

- If tuition rates vary for your institution, then you must enter both an **In-state** and **Out-of-state Tuition amount**, or leave both fields blank.
- If tuition rates vary for your institution, then the **Out-of-state Tuition amount** must be greater than or equal to the **In-state Tuition amount**.
- If tuition rates vary for your institution, then you must enter both **In-state** and **Out-of-state Required fees**, or leave both fields blank.
- If tuition rates vary for your institution, then the **Out-of-state Required fees** must be greater than or equal to the **In-state Required fees**.

Top ▲

Room and/or Board

Applicable to institutions that answered "Yes" to the institutionally-controlled housing and/or the meal plan question on the *Charges Questions* screen

A screen is provided for reporting the typical room and/or board charges a student can expect to pay at your institution for the full academic year 2014-15. Dollar amounts must be provided for the following options, as applicable to your institution. The options available to your institution depend on the responses given to the **Charges Questions** at the beginning of **Part D**.

Room and Board

Applicable to institutions that answered "Yes" to the housing question and "Yes" to the meal plan question

- Room charge (double occupancy)
- Board charge (Maximum plan)
- Combined room and board charge

Room

Applicable to institutions that answered "Yes" to the housing question and "No" to the meal plan question

- Room charge (double occupancy)

Board

Applicable to institutions that answered "No" to the housing question and "Yes" to the meal plan question

- Board charge (Maximum plan)

The system will perform the following edits on the data entered:

- You must either report the **Room charge** and **Board charge** separately OR report a **Combined room and board charge**. Charges may not be reported using both methods.
- If your institution reports a **Combined room and board charge**, then that amount must be greater than \$1000.
- If the **Room charge** and **Board charge** are reported separately, then the **Room charge** is expected to be greater than \$500.
- If the **Room charge** and **Board charge** are reported separately, then the **Board charge** is expected to be greater than \$500.
- The current year total amount entered for Room and Board (combined or reported separately) is expected to be within a 20% range of the **Prior year** total.

Top ▲

Price of Attendance

Applicable to institutions with full-time, first-time undergraduate enrollment

On this screen, you must enter price of attendance data for full-time, first-time undergraduate students for the four most recent academic years. All of the following screens must be completed.

For existing institutions, the prior year values are preloaded by the system so only data for the most recent academic year is required. Preloaded values will not be subject to the edit checks below. New institutions must report data for all four academic years, as applicable.

Cost of Attendance

For each of the four most recent academic years (**2011-12**, **2012-13**, **2013-14** and **2014-15**), you must provide published **Tuition** and **Required fees** charges for all applicable tuition rates and academic years. The tuition rates shown may vary to include In-district, In-state, and Out-of-state; or there may only be one tuition rate for all full-time undergraduate students at your institution. The options available to your institution depend on the responses given to the **Charges Questions** at the beginning of **Part D**. Totals will be calculated for each academic year and living arrangement, where applicable.

The system will perform the following edits on the data entered for each applicable tuition rate:

- For academic years **2012-13**, **2013-14** and **2014-15**, a value is expected to be reported for **Tuition**. For the **2014-15** academic year, this error is *fatal*.
- For academic years **2012-13**, **2013-14** and **2014-15**, the reported value for **Tuition** is expected to be within a 20% range of the prior year value.
- The **Tuition** amount reported for **2014-15** is expected to be within a 10% range of the corresponding **Tuition** amount entered on the **Undergraduate Student Charges** screen of this survey.
- For academic years **2012-13**, **2013-14** and **2014-15**, a value is expected to be reported for **Required fees**. For the **2014-15** academic year, this error is *fatal*.
- For academic years **2012-13**, **2013-14** and **2014-15**, the reported value for **Required fees** is expected to be within a 40% range of the prior year value.
- The **Required fees** amount reported for **2014-15** is expected to be within a 10% range of the corresponding **Required fees** amount entered on the **Undergraduate Student Charges** screen of this survey.
- For each academic year, the calculated **Tuition + fees total** is expected to be greater than \$500. For the **2014-15** academic year, this error is *fatal*.
- For academic years **2012-13**, **2013-14** and **2014-15**, the current year **Tuition + fees total** is expected to be within a 20% range of the prior year amount.
- If tuition rates vary for your institution, then the **In-state Tuition** for each year must be greater than or equal to the corresponding **In-district** value.
- If tuition rates vary for your institution, then the **Out-of-state Tuition** for each year must be greater than or equal to the corresponding **In-state** value.
- For each academic year, if the amount of **Room and board** and **Other expenses** is greater than 0, then amount entered for **Tuition + fees total** is also expected to be greater than 0.

Next, use the checkboxes provided to indicate whether the **Tuition** and/or **Required fees** for entering students at your institution in 2014-15 are covered by a **Tuition Guarantee** plan. Checkboxes are provided for each applicable tuition rate. If you check the box to indicate that your institution offers a **Tuition Guarantee** plan, you will also be expected to enter the **Guaranteed increase %**.

The system will perform the following edits on the data entered:

- If you check the box to indicate that your institution offers a **Tuition Guarantee** plan, then you must also enter a **Guaranteed increase %**; and vice versa.
- The **Guaranteed increase %** reported must be less than or equal to 100%.
- If the Tuition guarantee box is checked on the **Student Services** screen in **Part C** of this survey, then you are expected to report a **Tuition Guarantee** for each applicable tuition rate on this screen; and vice versa.

For each of the four most recent academic years (**2011-12**, **2012-13**, **2013-14** and **2014-15**), you must enter the average cost of **Books and supplies** a typical student at your institution should expect to pay for the entire academic year.

The system will perform the following edits on the data entered:

- For academic years **2012-13**, **2013-14** and **2014-15**, a value is expected to be reported for **Books and supplies**. For the **2014-15** academic year, this error is *fatal*.
- For each academic year, the amount entered for **Books and supplies** is expected to be greater than \$100.
- For academic years **2012-13**, **2013-14** and **2014-15**, the reported value for **Books and supplies** is expected to be within a 25% range of the prior year value.

Room and board and Other expenses

For each of the four most recent academic years (**2011-12**, **2012-13**, **2013-14** and **2014-15**), you must provide data on the cost of room and board and estimated other expenses (e.g., laundry, transportation, entertainment, etc.) for full-time, first-time undergraduate students at your institution. The living arrangements shown may vary to include any or all of **On campus**, **Off campus (not with family)**, and **Off campus (with family)**. The options available to your institution depend on the responses given to the **Charges Questions** at the beginning of **Part D**.

Amounts must be provided for both **Room and board** and **Other expenses** for all applicable living arrangements and academic years. Totals will be calculated for each living arrangement and academic year combination, where applicable.

The system will perform the following edits on the data entered:

- For academic years **2012-13** and **2013-14**, a value is expected to be reported for **Room and board**.
- For each academic year, the **Room and board** amount reported for all applicable living arrangements is expected to be greater than \$2000. For the **2014-15** academic year, this error is *fatal*.
- For each academic year, the current year **Room and board** amount reported for all applicable living arrangements is expected to be within a 20% range of the prior year amount.
- For academic years **2012-13** and **2013-14**, a value is expected to be reported for **Other expenses**.
- For each academic year, the **Other expenses** amount reported for all applicable living arrangements is expected to be greater than or equal to \$400. For the **2014-15** academic year, this error is *fatal*.
- For each academic year, the current year **Other expenses** amount reported for all applicable living arrangements is expected to be within a 20% range of the prior year amount.

Top ▲

Part E: Athletic Association

Applicable to 2-year and 4-year institutions

On this screen, you must provide information related to your institution's national athletic association membership. An answer must be provided for all questions.

Note: For existing institutions, this information is preloaded by the system.

For Question E1, you must first select **Yes** or **No** to indicate if your institution is a member of a national athletic association. Choose one of the following options:

- **Yes** (If this option is selected, check all that apply.)
 - National Collegiate Athletic Association (NCAA)
 - National Association of Intercollegiate Athletics (NAIA)
 - National Junior College Athletic Association (NJCAA)
 - United States Collegiate Athletic Association (USCAA)
 - National Christian College Athletic Association (NCCAA)
 - Other
- **No**

For Question E2, you must indicate whether your institution is an **NCAA or NAIA member** for each of the following sports:

- Football
 - Yes (If this option is selected, then you must specify a conference affiliation from the drop-down menu provided.)
 - No
- Basketball
 - Yes (If this option is selected, then you must specify a conference affiliation from the drop-down menu provided.)
 - No
- Baseball
 - Yes (If this option is selected, then you must specify a conference affiliation from the drop-down menu provided.)
 - No
- Cross country and/or track
 - Yes (If this option is selected, then you must specify a conference affiliation from the drop-down menu provided.)
 - No

The system will perform the following edits on the data entered:

- If you indicated in Question E1 that your institution is a member of the NCAA and/or NAIA national athletic associations, then you must select **Yes** and specify a conference for at least one sport in Question E2.
- If you indicated in Question E1 that your institution is NOT a member of the NCAA or the NAIA national athletic associations, then you are expected to select **No** for all sports in Question E2.

Top ▲

Part F: Campus Price of Attendance

Applicable to institutions with perfect children in IC

The following screens must be completed for each branch campus at your institution that enrolls full-time, first-time degree/certificate students, according to the response given in Part D of the IC Header survey. Branch campuses that do not enroll full-time, first-time degree/certificate students are not required to complete this section.

Branch Campus Pricing Questions

An answer must be provided for each of the following screening questions. Your response to the questions on this screen will determine which types of screens your institution is shown in **Part F**.

- Does the branch campus offer institutionally-controlled housing (either on-campus or off-campus) or meal plans to your students? Choose one of the following options:
 - **Yes** (If this option is selected, then you will be asked to report on-campus room and board charges on the next screen.)
 - **No** (If this option is selected, then you will not be required to report on-campus room and board charges on the next screen.)
- Are all full-time, first-time, degree/certificate-seeking students required to live on-campus or in institutionally-controlled housing? Choose one of the following options:
 - **Yes** (If this option is selected, then you will not be asked to report off-campus room and board charges on the next screen.)
 - **No** (If this option is selected, then you will be asked to report off-campus room and board charges on the next screen.)

Note: If your institution makes any exceptions to this rule, and have even one first-time, full-time student living off-campus, please answer No so that this does not conflict with the Student Financial Aid survey.

- If the institution charges an application fee, then indicate the amount.

The system will perform the following edits on the data entered:

- If you report that all full-time, first-time, degree/certificate-seeking students are required to live on-campus or in institutionally-controlled housing, then you must also indicate that your institution offers institutionally-controlled housing.
- The application fee reported is expected to be less than or equal to \$100.
- If the application fee reported in the **Prior year** is greater than 0, then an amount greater than 0 is also expected in the current year.
- If the **Prior year** value is greater than 0, and an amount greater than 0 is entered for the current year value, then the application fee reported in the current year is expected to be within a 50% range of the **Prior year** amount.

Top ▲

Price of Attendance

Applicable to branch campuses with full-time, first-time enrollment

On this screen, you must enter price of attendance data for full-time, first-time undergraduate students for the four most recent academic years. All of the following screens must be completed.

For existing institutions, the prior year values are preloaded by the system so only data for the most recent academic year is required. Preloaded values will not be subject to the edit checks below. New institutions must report data for all four academic years, as applicable.

Cost of Attendance

For each of the four most recent academic years (**2011-12**, **2012-13**, **2013-14** and **2014-15**), you must provide published **Tuition** and **Required fees** charges for all applicable tuition rates and academic years. The tuition rates shown may vary to include In-district, In-state, and Out-of-state; or there may only be one tuition rate for all full-time undergraduate students at your institution. The options available to your institution depend on the responses given to the **Pricing Questions** at the beginning of **Part F**. Totals will be calculated for each academic year and living arrangement, where applicable.

The system will perform the following edits on the data entered for each applicable tuition rate:

- For academic years **2012-13**, **2013-14** and **2014-15**, a value is expected to be reported for **Tuition**. For the **2014-15** academic year, this error is *fatal*.

- For academic years **2012-13**, **2013-14** and **2014-15**, the reported value for **Tuition** is expected to be within a 20% range of the prior year value.
- The **Tuition** amount reported for **2014-15** is expected to be within a 10% range of the corresponding **Tuition** amount entered on the **Undergraduate Student Charges** screen of this survey.
- For academic years **2012-13**, **2013-14** and **2014-15**, a value is expected to be reported for **Required fees**. For the **2014-15** academic year, this error is *fatal*.
- For academic years **2012-13**, **2013-14** and **2014-15**, the reported value for **Required fees** is expected to be within a 40% range of the prior year value.
- The **Required fees** amount reported for **2014-15** is expected to be within a 10% range of the corresponding **Required fees** amount entered on the **Undergraduate Student Charges** screen of this survey.
- For each academic year, the calculated **Tuition + fees total** is expected to be greater than \$500. For the **2014-15** academic year, this error is *fatal*.
- For academic years **2012-13**, **2013-14** and **2014-15**, the current year **Tuition + fees total** is expected to be within a 20% range of the prior year amount.
- If tuition rates vary for your institution, then the **In-state Tuition** for each year must be greater than or equal to the corresponding **In-district** value.
- If tuition rates vary for your institution, then the **Out-of-state Tuition** for each year must be greater than or equal to the corresponding **In-state** value.
- For each academic year, if the amount of **Room and board** and **Other expenses** is greater than 0, then amount entered for **Tuition + fees total** is also expected to be greater than 0.

Next, use the checkboxes provided to indicate whether the **Tuition** and/or **Required fees** for entering students at your institution in 2014-15 are covered by a **Tuition Guarantee** plan. Checkboxes are provided for each applicable tuition rate. If you check the box to indicate that your institution offers a **Tuition Guarantee** plan, you will also be expected to enter the **Guaranteed increase %**.

The system will perform the following edits on the data entered:

- If you check the box to indicate that your institution offers a **Tuition Guarantee** plan, then you must also enter a **Guaranteed increase %**; and vice versa.
- The **Guaranteed increase %** reported must be less than or equal to 100%.
- If the Tuition guarantee box is checked on the **Student Services** screen in **Part C** of this survey, then you are expected to report a **Tuition Guarantee** for each applicable tuition rate on this screen; and vice versa.

For each of the four most recent academic years (**2011-12**, **2012-13**, **2013-14** and **2014-15**), you must enter the average cost of **Books and supplies** a typical student at your institution should expect to pay for the entire academic year.

The system will perform the following edits on the data entered:

- For academic years **2012-13**, **2013-14** and **2014-15**, a value is expected to be reported for **Books and supplies**. For the **2014-15** academic year, this error is *fatal*.
- For each academic year, the amount entered for **Books and supplies** is expected to be greater than \$100.
- For academic years **2012-13**, **2013-14** and **2014-15**, the reported value for **Books and supplies** is expected to be within a 25% range of the prior year value.

Room and board and Other expenses

For each of the four most recent academic years (**2011-12**, **2012-13**, **2013-14** and **2014-15**), you must provide data on the cost of room and board and estimated other expenses (e.g., laundry, transportation, entertainment, etc.) for full-time, first-time undergraduate students at your institution. The living arrangements shown may vary to include any or all of **On campus**, **Off campus (not with family)**, and **Off campus (with family)**. The options available to your institution depend on the responses given to the **Charges Questions** at the beginning of **Part D**.

Amounts must be provided for both **Room and board** and **Other expenses** for all applicable living arrangements and academic years. Totals will be calculated for each living arrangement and academic year combination, where applicable.

The system will perform the following edits on the data entered:

- For academic years **2012-13**, **2013-14** and **2014-15**, a value is expected to be reported for **Room and board**. For the **2014-15** academic year, this error is *fatal*.
- For each academic year, the **Room and board** amount reported for all applicable living arrangements is expected to be greater than \$500. For the **2014-15** academic year, this error is *fatal*.
- For each academic year, the current year **Room and board** amount reported for all applicable living arrangements is expected to be within a 20% range of the prior year amount.
- For academic years **2012-13**, **2013-14** and **2014-15**, a value is expected to be reported for **Other expenses**. For the **2014-15** academic year, this error is *fatal*.
- For each academic year, the **Other expenses** amount reported for all applicable living arrangements is expected to be greater than or equal to \$400. For the **2014-15** academic year, this error is *fatal*.
- For each academic year, the current year **Other expenses** amount reported for all applicable living arrangements is expected to be within a 20% range of the prior year amount.

